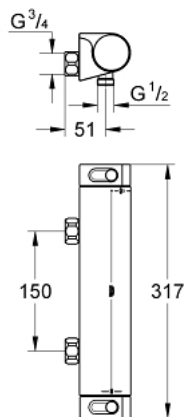
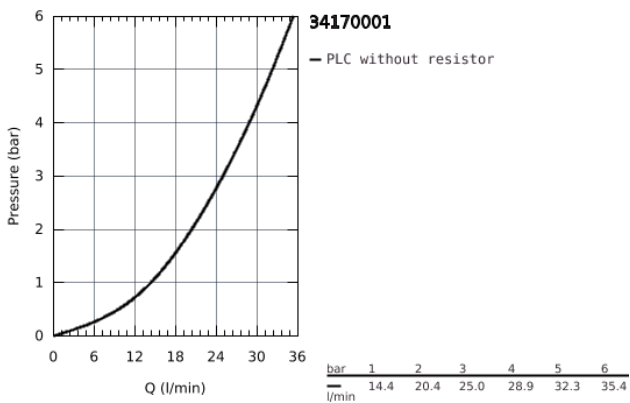


34 170 001 GROHTHERM 2000 THERMOSTATIC SHOWER MIXER 1/2"

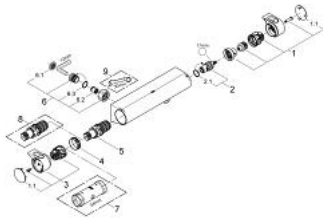


PRODUCT DESCRIPTION

- wall mounted
- GROHE CoolTouch safety housing
- GROHE StarLight chrome finish
- GROHE Aqua Paddle ergonomically shaped handles
- GROHE SafeStop safety button at 38°C (calibration required)
- GROHE SafeStop Plus optional temperature limiter at 43°C included
- GROHE TurboStat compact cartridge with wax thermolement
- integrated mixed water shut off
- volume handle with GROHE EcoButton(economy button with individually adjustable economy stop)
- ceramic headpart 1/2", 180°
- shower bottom outlet 1/2"
- built-in non return valves
- dirt strainers
- protected against backflow
- without connection unions for wall mounting
- chrome plated union nuts
- GROHE EcoJoy technology for less water and perfect flow



34 170 001 GROHTHERM 2000 THERMOSTATIC SHOWER MIXER 1/2"



SPARE PARTS, February 2012 – now

1: Shut-off handle Aqua Paddle (Spare part-nr. 47916000)

1.1: Cover Cap (Spare part-nr. 4788300M)

2: Ceramic headpart, 1/2" (Spare part-nr. 45346000)

2.1: O-Ring Ø18,2 x Ø1,7 (Spare part-nr. 0392400M)

3: Temperature control handle (Spare part-nr. 47917000)

3.1: Cover Cap (Spare part-nr. 4788300M)

4: retaining ring (Spare part-nr. 47743000)

5: Thermostatic compact cartridge 1/2" (Spare part-nr. 47439000)

6: Non-return valve (Spare part-nr. 47189000)

6.1: Filter (Spare part-nr. 0726400M)

6.2: Non-return valve (Spare part-nr. 08565000)

6.3: O-Ring Ø17 x Ø2 (Spare part-nr. 0305500M)

7: Socket Spanner (Spare part-nr. 19332000)*

8: GROHE TurboStat cartridge 1/2" (Spare part-nr. 47175000)*

* Optional accessories